

ICX

THE FAIR
PREMIUM
IMPLANT-
SYSTEM.

September 2022/01

ICX-PROSTHETICS CATALOGUE



SIMPLE TO USE - EASY TO HANDLE.

Medentis offers all the products you need for a
prosthetic restoration - simple and clear.

We cover the entire ICX spectrum within only two prosthetic lines.

BE SMART. BE ICX.

medentis[®]
medical

ICX-PROSTHETICS

CATALOGUE

September 22/01

Only *two prosthetic lines*
for the entire ICX spectrum.



ICX-SHOP!



BE SMART. BE ICX.



DIGITAL. DENTAL. FINAL.

medentis
medical

SERVICE

Explanation of names, signs and labelling6

PROSTHETICS

ICX-MINI Ø 2,9mm prosthetics ○ 8

ICX-Ø 3,3mm (BL+TL) prosthetics ● 9-19

ICX MODEL ANALOGUE

Overview ICX model analogues..... 21

1. Cemented and bonded restoration

ICX ABUTMENTS & ADHESIVE BASES

Overview ICX titanium abutments..... 22-25

Overview ICX universal abutments 26

Overview ICX bar systems 27

Overview ICX gold, CrCo and plastic abutments..... 27

Overview ICX abutments/ZirkonZahn/CAD/CAM & scan bodies 28

Overview ICX-CAD/CAM/adhesive base and scan bodies..... 29

ICX-Cerec® adhesive bases and scan caps 30

ICX bonding base for ZirkonZahn system 30

CERICX ZIRCONIUM ABUTMENTS

Overview CERICX zirconium abutments 32/33



2. Occlusal screw-retained restoration

ICX-MULTI CONCEPT FOR OCCLUSAL SCREW FIXATION

Overview ICX-MULTI concept (4-ON-ICX & 6-ON-ICX)..... 34-36

3. Hybrid technology

ICX-t-bona BALL HEAD PATRICES & MATRICES

Overview ICX-t-bona ball head system 38

Overview t-ecco & Dalbo®-Plus matrices for ICX 39

ICX-MAXIMUS (LOCATOR™) PATRICES & MATRICES

Overview ICX Maximus abutments, one/two-piece 40/41

Overview ICX Maximus Accessories 42

Overview CM LOC® Matrix System 43

ICX-ACCESSORIES

Overview ICX instrument box / ICX Try-in Box 44/45

Overview ICX hexagonal instruments 46

Overview ICX instruments and screws 48/49

Product info recommendations for torques 50-51

Product info ICX-BL + TL implants 52

Overview ICX blanks/preforms/abutment holder systems 53

ICX-DENTA5

The modern CAD/CAM milling centre 54-57

ICX-SHOP!



BE SMART. BE ICX.



Explanation of the names, signs and labels

Explanation of symbols/characters on labels/product labels and package inserts:



batch number



item number



gamma sterilized



use before expiration date



for single use only



please read the instruction carefully before use



ICX products are CE marked and comply with the requirements of Medical Device Directive 93/42 EEC



do not use, if package is damaged



do not resterilize

Meaning of colour coding for ICX drills & implants

White ○ = Ø 2,9mm

Red ● = Ø 3.75mm

Pink ● = Ø 3,3mm

Green ● = Ø 4.1mm

Yellow ● = Ø 3,45mm

Blue ● = Ø 4.8mm

Colour representations and sizes of the illustrations in this brochure are not binding!

ICX-PROSTHETICS

ONLY TWO PROSTHETIC LINES FOR THE ENTIRE ICX SPECTRUM.



QUITE *SIMPLE.*



DISCOVER THE ICX DIFFERENCE.






BE SMART. BE ICX.


medentis[®]
medical



www.medentis.de

OVERVIEW: ICX-MINI Ø 2.9mm prosthetics

Overview/Prosthetics: MINI-implant ICX-MINI Ø 2.9mm


Article-No.		Article	Dimensions	Material
C-003-000004		ICX-MINI cover screw, (see note 1 below!) Is screwed in with: Art.-No.: 96 0002	-	Titanium
960002		ICX hexagonal instrument (ISO shank) SW 0,9mm, L 20mm for t-ecco inner die and ICX-mini locking cap	-	Stainless steel
C-015-100029		ICX hexagonal instrument (one-piece) SW 0,9mm, L 38,5mm for t-ecco inner die and ICX-mini locking cap	-	Stainless steel
C-022-090001		t-bona ball head mini, ball ø 2.25mm, incl. model analog	GH 1mm	Titanium
C-022-090002		t-bona ball head mini, ball ø 2.25mm, incl. model analog	GH 2mm	Titanium
C-022-090003		t-bona ball head mini, ball ø 2.25mm, incl. model analog	GH 3mm	Titanium
C-015-100007		ICX-t-bona ball head Insertion tool	L 19mm	Edelstahl

Article-No.		Article	Dimensions
C-031-030001		ICX-Maximus for ICX-MINI, consisting of sleeve GH 3mm and base screw	Titanium

C-015-100018		Triangular turning tool 25mm (short)	Stainless steel
C-015-100031		Triangular turning tool 30mm (long)	Stainless steel

Important note:

**ICX SPHERICAL HEAD MATRIX SYSTEM AND ICX MAXIMUS MATRIX SYSTEM
SEE PAGES 18/19.**

Article-No.		Article	Dimensions	Material
C-026-010501		ICX-MINI Massive abutment (The solid abutment coping is cemented in the patient's mouth. This subsequent solid abutment can be milled and conventionally impression).	Ø 5mm K 7mm	Titan

ICX-PRODUCT-INFO

ICX-Ø3,3mm BL + TL implants

Dear customers,

Please note the two different platforms of the BL and TL implants. Select the BL and TL laboratory analogs accordingly. This is important if the prosthetics later have to touch the different platforms of the implants due to the low emergence profile. different platforms of the implants (GH 0mm).



ICX-Ø 3.3mm **BL** (Bone Level)
Ø 3.3mm
Art.-No.: N-006-010003

The image shows three grey implant abutments of varying heights on the left. A blue plus sign is in the center. To the right is a red implant with a threaded section and a smooth top section. A circular inset shows a close-up of the smooth top section of the implant.







ICX-Ø 3.3mm **TL** (Tissue Level)
Ø 3.3mm
Art.-No.: N-006-010008

The image shows three grey implant abutments of varying heights on the left. A blue plus sign is in the center. To the right is a red implant with a threaded section and a smooth top section. A circular inset shows a close-up of the smooth top section of the implant.



medentis[®]
medical

OVERVIEW - PROSTHETICS ICX-Ø3,3mm: Instruments & Model Analogs ICX-Ø3.3mm:

Screwdrivers




Article-No.		Article	Material	
C-015-100033		ICX Ø 3.3 Insertion instrument medium, ISO shaft	L = 28.5mm	Stainless steel
C-015-100043		ICX Ø 3.3 insertion instrument locked holding function, medium, ISO shaft	L = 28.5mm	Stainless steel
C-015-100030		ICX Ø 3.3 insertion instrument locked holding function, short, ISO shaft	L = 24mm	Stainless steel
C-015-100036		ICX-3.3 Insertion instrument screwable		Stainless steel


Model analogs for ICX-Ø3.3mm


Article-No.	Article	Dimensions	Material	
N-006-010003	ICX Ø 3.3 Model analog standard BL CAD/CAM	Ø 4.0 L 10mm	Titanium	
N-006-010008	ICX Ø 3.3 Model analog TL CAD/CAM	Ø 4.0 L 10mm	Titanium	

OVERVIEW - PROSTHETICS ICX-Ø3,3mm: ICX titanium abutments for cemented restoration

ICX-Titan-abutments


Article-No.	Article	Dimensions	Material	
N-007-020401	ICX Ø 3.3 abutment straight, 1mm	GH 1mm Ø 4.0 K 5.5mm	Titanium	
N-007-020402	ICX Ø 3.3 abutment straight, 2mm	GH 2mm Ø 4.0 K 5.5mm	Titanium	
N-007-020403	ICX Ø 3.3 abutment straight, 3mm	GH 3mm Ø 4.0 K 5.5m	Titanium	

 All articles incl. connection screw N-011-000001

 All articles incl. laboratory screw N-007-000002





OVERVIEW - PROSTHETICS ICX-Ø3,3mm: ICX titanium abutments for cemented restoration

ICX-Titanium-Aesthetic abutments


Artikel-Nr.		Article	Dimensionen	Material
N-010-010005	 <p>0° 15° 25°</p> <p>Nur für ICX-Bonelevel Implantate</p>	ICX Aesthetic Line Titanium abutment, 0° straight, Ø 3.7mm	GH 1: 0.5mm GH 2: 1.5mm K 8mm	Titanium
N-010-020005		ICX Aesthetics Line titanium abutment, 15°, Ø 3.7mm	GH 1: 0.5mm GH 2: 1.5mm K 8mm	Titanium
N-010-040005		ICX Aesthetics Line titanium abutment, 25°, Ø 3.7mm	GH 1: 0.5mm GH 2: 1.5mm K 8mm	Titanium

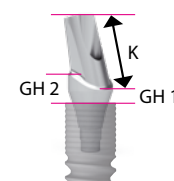


ICX-Titanium-Aesthetic abutments



Artikel-Nr.	Article	Dimensionen	Material	
N-010-020010	ICX Ø 3.3 Aesthetic 15°, 1mm	GH 1: 1mm GH 2: 3mm Ø 4.0 K 7.4mm	Titanium	
N-010-020020	ICX Ø 3.3 Aesthetic 15°, 2mm	GH 1: 2mm GH 2: 4mm Ø 4.0 K 7.4mm	Titanium	
N-010-040010	ICX Ø 3.3 Aesthetic 25°, 1mm	GH 1: 1mm GH 2: 3mm Ø 4.0 K 7.4mm	Titanium	
N-010-040020	ICX Ø 3.3 Aesthetic 25°, 2mm	GH 1: 2mm GH 2: 4mm Ø 4.0 K 7.4mm	Titanium	

 All articles incl. connection screw
N-011-000001

 All articles incl. laboratory screw N-007-000002



Connecting and laboratory screw (included)







Artikel-Nr.	Article	Dimensionen	Material	
N-011-000001	ICX Ø 3.3 Connecting screw	SW 1.2mm	Titanium	
N-007-000002	ICX Ø 3.3 Laboratory screw	SW 1.2mm	Titanium	

OVERVIEW - PROSTHETICS ICX-Ø3,3mm: CERICX-Ø 3,3mm-abutments


Tooth colour „bright“ — **A**
corresponds to:
approx. A1, A2, B1

Tooth colour „standard“ — **B**
corresponds to:
approx. A3, B2

Tooth colour „dark“ — **C**
corresponds to:
approx. A3.5 B3



Article-No.	Article	Dimensions	Material	
N-036-A/B/C 10501	ICX Ø 3.3 CerICX Abutment straight 1mm	Ø 5.5mm/ Ø 6.5mm GH 1.2/3.1mm K 6.5mm	Titanium	<p>A = Tooth colour „bright“</p>  <p>B = Tooth colour „standard“</p>  <p>C = Tooth colour „dark“</p> 
N-036-A/B/C 10502	ICX Ø 3.3 CerICX Abutment straight 2mm	Ø 5.5mm/ Ø 6.5mm GH 2.2/4.1mm K 6.5mm	Titanium	
N-036-A/B/C 10503	ICX Ø 3.3 CerICX Abutment straight 3mm	Ø 5.5mm/ Ø 6.5mm GH 3.2/5.1mm K 6,5mm	Titanium	
N-036-A/B/C 10504	ICX Ø 3.3 CerICX Abutment straight 4mm	Ø 5.5mm/ Ø 6.5mm GH 4.2/6.1mm K 6.5mm	Titanium	
N-036-A/B/C 10505	ICX Ø 3.3 CerICX Abutment straight 5mm	Ø 5.5mm/ Ø 6.5mm GH 5.2/7.1mm K 6.5mm	Titanium	
N-036-A/B/ C20005	ICX Ø 3,3 CERICX 15° Aesthetics 0.5mm	Ø 5.5mm/ Ø 6.5mm GH 1.2/3.2mm K 7mm	Titanium	<p>A = Tooth colour „bright“</p>  <p>B = Tooth colour „standard“</p>  <p>C = Tooth colour „dark“</p> 
N-036-A/B/C 20015	ICX Ø 3.3 CerICX Abutment 15° Aesthetics 1.5mm	Ø 5,5mm/ Ø 6,5mm GH 2,2/4,2mm K 7mm	Titanium	
N-036-A/B/C 20025	ICX Ø 3.3 CerICX Abutment 15° Aesthetics 2.5mm	Ø 5.5mm/ Ø 6.5mm GH 3.2/5.2mm K 7mm	Titanium	
N-036-A/B/C 20035	ICX Ø 3.3 CerICX Abutment 15° Aesthetics 3.5mm	Ø 5.5mm/ Ø 6.5mm GH 4.2/6.2mm K 7mm	Titanium	
N-036-A/B/C 20045	ICX Ø 3.3 CerICX Abutment 15° Aesthetics 4.5mm	Ø 5.5mm/ Ø 6.5mm GH 5.2/7.2mm K 7mm	Titanium	

 All articles incl. connection screw
N-011-000001


 All articles incl. laboratory screw N-007-000002

OVERVIEW - PROSTHETICS ICX-Ø3,3mm: Adhesive bases and gating



Adhesive and scan abutments

Article-No.	Article	Dimensions	Material	
NEW! N-029-000001	ICX-3.3 Adhesive base	Ø=3.6mm GH=0,5mm K=3.5mm	Titanium	
N-030-000003	ICX Ø 3,3 Scanabutment narrow coated	H 11.5mm Ø 4.1	Titanium	

 All articles incl. connection screw
N-011-000001

 All articles incl. laboratory screw N-007-000002


ICX-Cerec® adhesive bases (only compatible with Sirona® system)


Article-No.		Article	Dimensions	Material
N-029-000050		ICX-Cerec® adhesive base with hex for Cerec® L block, incl. scan cap white (Bluecam),	GH 1mm K 4.65mm Ø 4.5mm	Titan
N-030-000052		ICX-Cerec®- Scanpost L for C-029-000050 with hex incl. scan cap white (Bluecam)	GH 2.5mm K 4.65mm Ø 4.5mm	Titan


NOTE: IN GENERAL, A SCAN VIA THE RESPECTIVE SCANPOST IS ALWAYS RECOMMENDED!
THE CORRESPONDING DATA SET MUST BE SELECTED FOR SCANPOST.

THE CORRESPONDING CAD/CAM DATA RECORD IS STORED AS THE ALPHATECH 3.4,
OR FRIADENT FX 3.4 IN THE SIRONA® SYSTEM (S BLOCK).

CoCr-abutment










Article-No.		Article	Dimensions	Material
NEW! N-008-020001		ICX-CoCr abutment (cast-on able with NEM), with hex	Ø 3.6mm GH: 0.5mm K: 5mm Plastic sleeve: 9mm	CoCr Biodur CCM/BC NEM castable (Note CTE values when firing on ceramics)

 All articles incl. connection screw
N-011-000001

 All articles incl. laboratory screw N-007-000002

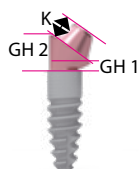
OVERVIEW - PROSTHETICS ICX-Ø3,3mm: ICX-MULTI® CONCEPT = 4-ON-ICX AND 6-ON-ICX

ICX-MULTI®-abutments



Article-No.	Article	Dimensions	Material	
N-020-750010	ICX Ø 3,3 MULTI Abutment straight 1mm	K 2.2mm GH 1mm Ø 4.8	Titanium	
N-020-750020	ICX Ø 3,3 MULTI Abutment straight 2mm	K 2.2mm GH 2mm Ø 4.8	Titanium	
N-020-750030	ICX Ø 3,3 MULTI Abutment straight 3mm	K 2.2mm GH 3mm Ø 4.8	Titanium	
N-020-751710	ICX Ø 3,3 MULTI Abutment 17° 1mm hex	K 2.2mm GH 1 = 1mm GH 2 = 2.4mm Ø 4.8	Titan	
N-020-751720	ICX Ø 3,3 MULTI Abutment 17° 2mm hex	K 2.2mm GH 1 = 2mm GH 2 = 3.6mm Ø 4.8	Titan	
N-020-751730	ICX Ø 3,3 MULTI Abutment 17° 3mm hex	K 2.2mm GH 1 = 3mm GH 2 = 4.6mm Ø 4.8	Titan	
N-020-753510	ICX Ø 3,3 MULTI Abutment 35° 1mm hex	K 2.2mm GH 1 = 1mm GH 2 = 3.75mm Ø 4.8	Titanium	
N-020-753520	ICX Ø 3,3 MULTI Abutment 35° 2mm hex	K 2.2mm GH 1 = 2mm GH 2 = 4.75mm Ø 4.8	Titanium	
N-020-753530	ICX Ø 3,3 MULTI Abutment 35° 3mm hex	K 2.2mm GH 1 = 3mm GH 2 = 5.75mm Ø 4.8	Titanium	



All articles incl. connecting screw
N-020-000010
















Note: GH = Gingiva height · K = Chimney height

Article-No.	Article	Dimensions	Material	
C-015-100030	ICX-MULTI Hex tool SW 1.2mm medium	SW 1.2mm	Stainless steel	
C-020-000001	ICX-MULTI insertion tool SW 3,2mm for straight multi abutments Mandatory!	SW 3.2mm	Stainless steel	

OVERVIEW - PROSTHETICS ICX-Ø3,3mm: ICX-MULTI® CONCEPT = 4-ON-ICX AND 6-ON-ICX

Required minimum construction height is 5.5mm




Article-No.		Article	Dimensions	Material
C-003-000005		ICX-MULTI Protection cap	Ø 4.8 L 4.6mm	Titanium
C-005-070001		ICX-MULTI impression posts, closed, incl. impression cap	L 11mm	Titanium
C-005-070002		ICX-MULTI impression posts, open, short incl. impression aid	L 13mm	Titanium
C-005-070020		ICX-MULTI impression posts, open, long incl. impression aid	L 16.7mm	Titanium
C-006-010007		ICX-MULTI Model analog CAD/CAM	L 11mm K 2.,mm	Titanium
C-020-951120		ICX-MULTI Prosthetic abutment, Titanium	Ø 4.8 L 12mm (shortenable to 4.1mm)	Titanium
C-020-952120		ICX-MULTI Prosthetic abutment, Plastic	Ø 4.8 L 12mm (shortenable to 4.1mm)	Plastic burnable
C-020-953120		ICX-MULTI Prosthetic abutment PEEK (PROVISIONAL/BITE REGISTRATION)	Ø 4.8 L 12mm (shortenable to 4.1mm)	Peek
C-029-002010		ICX-MULTI adhesive base (for bars and resin veneer bridges)	Ø 4.8 L 5.5mm	Titanium
C-029-002011		ICX-MULTI adhesive base GH 0mm, (for ceramic veneer bridges)	Ø 5.4mm, L 5.5mm	Titanium
C-030-000010		ICX-MULTI Scan cap	L 12.5mm B 4.5mm T 6.5mm	Peek
C-030-000013		ICX Multi Scan base narrow	Ø 4.10mm L 10mm	Titan
C-031-100001		ICX-Maximus cap, GH 3mm, (additionally to GH ICX-multi abutment)	Ø 4.8 L 4.4mm	Titanium



incl. prosthetic screw C-020-000011 (connection screw to ICX-MULTI abutment)

OVERVIEW - PROSTHETICS ICX-Ø3,3mm: ICX-MULTI® CONCEPT = 4-ON-ICX AND 6-ON-ICX

required minimum construction height is 5.5mm

Article-No.		Article	Dimensions	Material
C-020-956120		ICX-MULTI prosthetic abutment CoCr Biodur CCM/BC NEM cast-on	Ø 4.8mm L 7mm	CoCr Biodur CCM/ BC
C-020-955120		ICX-MULTI WeldOn abutment for welding of several superstructures with the aid of a titanium wire	Ø 4.8mm L 12mm	Titanium
C-020-955121		ICX-MULTI WeldOn abutment for welding of several superstructures with the aid of a titanium wire	Ø 5.1mm L 10.5mm	Titanium



incl. prosthetic screw C-020-000011
(connection screw to ICX-MULTI abutment)




Field of application and indication

The ICX-MULTI® concept is a prosthetic concept for immediate restoration of edentulous patients. For better support of the provisional restoration, it is possible for the posterior implants to be placed at a 17° or 35° angle distally. This angulation is compensated by the special abutments.



Visit our ICX Shop.



t-bona ball head abutments

Article-No.	Article	Dimensions	Material		
N-022-060001	ICX Ø 3.3 t-bona, standard, 1mm	GH 1mm	Titanium		
N-022-060002	ICX Ø 3.3 t-bona, standard, 2mm	GH 2mm	Titanium		
N-022-060003	ICX Ø 3.3 t-bona, standard, 3mm	GH 3mm	Titanium		

ICX-Maximus-abutments










Article-No.	Article	Dimensions	Material		
N-031-010002	ICX Ø 3.3 Maximus, two-piece 2mm	GH 2mm	Titanium		
N-031-010003	ICX Ø 3.3 Maximus, two-piece 3mm	GH 3mm	Titanium		

 All articles incl. connection screw
 N-011-000001








OVERVIEW - PROSTHETICS ICX-Ø3,3mm: ICX-t-bona ball head system

t-ecco/matrices

Article-No.		Article	Material
T-13825		t-ecco, matrice, complete, incl. golden inner matrix, red plastic auxiliary ring and model analog	Titanium plus AuPt
T-13836		t-ecco, matrice, single without golden inner matrix	Titanium
T-13833		t-ecco, golden inner matrix	AuPt
T-13846		t-ecco, golden inner matrix (weak)	Titanium grade5
T-13845		t-ecco, red inner matrix (strong)	Titanium grade5
EK-833100		Model analog	Brass
T-10571	 Activation Deactivation	t-ecco activator/deactivator	Stainless steel
960002		Hex tool, SW 0.9 short, L 20mm	Stainless steel
C-015-100029		Hex tool, SW 0.9 long, one-piece L 35mm	Stainless steel

Dalbo®-PLUS/matrice















Article-No.		Article	Material
DP-055890		Dalbo PLUS Female TE set elliptical Complete incl. Dalbo PLUS lamella insert	Titanium plus Elitor
DP-055643		Dalbo PLUS lamella insert (no indentation)	Elitor
DP-050068		Dalbo PLUS Tuning soft lamella insert (1 indentation) for ball head abrasion up to 0.05mm	Elitor
DP-055687		Dalbo PLUS Tuning slat insert (2 indentation) for ball head abrasion from 0.05mm	Elitor
DP-072609		Dalbo PLUS tool/activator (per 1/4 turn increases the trigger force by 200g)	Stainless steel

Note: Please be sure to use the Dalbo-PLUS tool (DP-072609) in order to adjust the retention individually according to the situation.

OVERVIEW - PROSTHETICS ICX-Ø3,3mm: ICX Maximus accessories

Matrices

ICX Maximus Accessories:

Article-No.		Article	Material
C-031-852400		Retention insert transparent Pull-off force approx. 2.3 kg, strong Divergence compensation $\pm 10^\circ$	Plastic (pack of 4)
C-031-852700		Retention insert pink Trigger force approx. 1.6 kg, medium Divergence compensation $\pm 10^\circ$	Plastic (pack of 4)
C-031-852900		Retention insert blue Pull-off force approx. 0.7 kg, weak Divergence compensation $\pm 10^\circ$	Plastic (pack of 4)
C-031-854700		Retention insert green Pull-off force approx. 1.8 kg, medium Divergence compensation ± 20	Plastic (pack of 4)
C-031-854800		Retention insert red Pull-off force approx. 0.4 kg, weak Divergence compensation ± 20	Plastic (pack of 4)
C-031-851500		Laboratory insert black, no retention	Plastic (pack of 4)
C-031-852300		ICX-Maximus Block out Spacer, Pack of 2	Plastic (pack of 2)
C-031-851902		Processing package (titanium cap with black laboratory insert, spacer ring and retention inserts)	Titanium/ Plastic (2er Pack)
C-031-851910		Processing package (titanium cap with black laboratory insert, spacer ring and retention inserts)	Titanium/ Plastic (pack of 10)
C-015-100032		Core Tool (general purpose tool)	Stainless steel
C-031-850501		Impression post	Titanium (pack of 4)
C-031-853000		Model analog Ø4mm	Titanium (pack of 4)
C-015-100018		Triangular turning tool 25mm (short)	Stainless steel
C-015-100031		Triangular turning tool 30mm (lang)	Stainless steel

The one, & two-piece ICX Maximus abutments are a proprietary development of Medentis Medical, compatible with the Locator™ abutments. Available for all ICX implants!



Products marked with ® and ™ are registered trademarks of the respective manufacturer.

ICX-PRODUCT-INFO

ICX-BL + TL implants

Dear customers,




Please note the two different platforms of the BL and TL implants. Select the BL and TL laboratory analogs accordingly. This is important if the prosthetics later have to touch the different platforms of the implants due to the low emergence profile. different platforms of the implants (GH 0mm).

	ICX-Ø 3.3mm BL (Bone Level) Ø 3.3mm
Art.-No.: N-006-010003	
	ICX-Ø 3.3mm TL (Tissue Level) Ø 3.3mm
Art.-No.: N-006-010008	

medentis[®]
medical

OVERVIEW ICX MODEL ANALOGUES: For ICX implants $\varnothing 3.45$ - $\varnothing 3.75$ - $\varnothing 4.1$ - $\varnothing 4.8$ mm


ICX modell analogue

Article-No.		Article	Dimensions	Material
C-006-010001		ICX model analog for Bonelevel (BL) Implants standard	L 15mm	Titanium
C-006-010003		ICX model analog for Bonelevel (BL) Implants CAD/CAM	L 10mm	Titanium
C-006-010008		ICX model analog for TISSUE LEVEL (TL) Implants CAD/CAM	L 11.7mm	Titanium

Note: L = Length




ICX THE FAIR
PREMIUM
IMPLANT-
SYSTEM.




OVERVIEW: ICX-Titanium-abutments

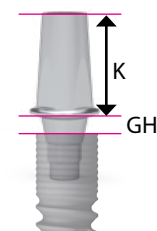
For cemented restorations

Article-No.		Article	Dimensions	Material
C-007-010501	<p style="text-align: center;">Ø 5mm</p>	ICX Titanium abutment, short, standard Ø 5mm	GH 1 mm K 4mm	Titanium
C-007-010502		ICX Titanium abutment, short, standard Ø 5mm	GH 2 mm K 4mm	Titanium
C-007-010503		ICX Titanium abutment, short, standard Ø 5mm	GH 3 mm K 4mm	Titanium
C-007-010504		ICX Titanium abutment, short, standard Ø 5mm	GH 4 mm K 4mm	Titanium
C-007-010505		ICX Titanium abutment, short, standard Ø 5mm	GH 5 mm K 4mm	Titanium
C-007-010506		ICX Titanium abutment, short, standard Ø 5mm	GH 6 mm K 4mm	Titanium
C-007-016501	<p style="text-align: center;">Ø 6.5mm</p>	ICX Titanium abutment, short, wide Ø 6,5mm	GH 1 mm K 4mm	Titanium
C-007-016502		ICX Titanium abutment, short, wide Ø 6,5mm	GH 2 mm K 4mm	Titanium
C-007-016503		ICX Titanium abutment, short, wide Ø 6,5mm	GH 3 mm K 4mm	Titanium

 All articles C-007- incl. connection screw
C-007-000001




 All articles on this page incl. laboratory screw
C-007-000002


Note: GH = Gingiva height · K = Chimney height




OVERVIEW: ICX-Titanium-abutments

For cemented restorations




Article-No.		Article	Dimensions	Material
C-007-020501	 <p style="text-align: center;">Ø 5mm</p>	ICX Titanium abutment, long, standard Ø 5mm	GH 1 mm K 7mm	Titanium
C-007-020502		ICX Titanium abutment, long, standard Ø 5mm	GH 2 mm K 7mm	Titanium
C-007-020503		ICX Titanium abutment, long, standard Ø 5mm	GH 3 mm K 7mm	Titanium
C-007-020504		ICX Titanium abutment, long, standard Ø 5mm	GH 4 mm K 7mm	Titanium
C-007-020505		ICX Titanium abutment, long, standard Ø 5mm	GH 5 mm K 7mm	Titanium
C-007-020506		ICX Titanium abutment, long, standard Ø 5mm	GH 6 mm K 7mm	Titanium
C-007-026501	 <p style="text-align: center;">Ø 6.5mm</p>	ICX Titanium abutment, long, broad Ø 6.5mm	GH 1 mm K 7mm	Titanium
C-007-026502		ICX Titanium abutment, long, broad Ø 6.5mm	GH 2 mm K 7mm	Titanium
C-007-026503		ICX Titanium abutment, long, broad Ø 6.5mm	GH 3 mm K 7mm	Titanium
C-007-010500	 <p style="text-align: center;">Only for Bonelevel (BL) Implants</p> <p style="text-align: center;">Ø 3.7mm</p>	ICX Titanium abutment, short, Ø 3.7mm Not for ICX-TL implants!	GH 0 mm L 5mm	Titanium
C-007-020500		ICX Titanium abutment, long, Ø 3.7mm Not for ICX-TL implants!	GH 0 mm L 7mm	Titanium
C-007-030500		ICX-Titanium abutment, extralong, Ø 3.7mm Not for ICX-TL implants!	GH 0 mm L 9mm	Titanium

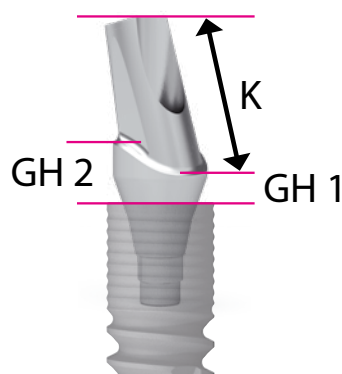
 All articles C-007- incl. connection screw
C-007-000001


 All articles on this page incl. laboratory screw
C-007-000002


OVERVIEW: ICX-Titanium-abutments

NOTE: All Aesthetic Titanium abutments are angled over the side surface of the Hexagonal Rotation Guard.

Article-No.		Article	Dimensions	Material
C-010-010010	 <p>0°</p>	ICX Aesthetics Line Titanium abutment, 0°	GH 1: 1,0mm GH 2: 3,0mm K 7mm	Titanium
C-010-010030		ICX Aesthetics Line Titanium abutment, 0°	GH 1: 3,0mm GH 2: 5,0mm K 7mm	Titanium
C-010-020015	 <p>15°</p>	ICX Aesthetics Line Titanium abutment, 15°	GH 1: 1,5mm GH 2: 3,5mm K 7mm	Titanium
C-010-020025		ICX Aesthetics Line Titanium abutment, 15°	GH 1: 2,5mm GH 2: 4,5mm K 7mm	Titanium
C-010-020035		ICX Aesthetics Line Titanium abutment, 15°	GH 1: 3,5mm GH 2: 5,5mm K 7mm	Titanium
C-010-020050		ICX Aesthetics Line Titanium abutment, 15°	GH 1: 5,0mm GH 2: 7,0mm K 7mm	Titanium
C-010-040015	 <p>25°</p>	ICX Aesthetics Line Titanium abutment, 25°	GH 1: 1,5mm GH 2: 3,5mm K 7mm	Titanium
C-010-040025		ICX Aesthetics Line Titanium abutment, 25°	GH 1: 2,5mm GH 2: 4,5mm K 7mm	Titanium
C-010-040035		ICX Aesthetics Line Titanium abutment, 25°	GH 1: 3,5mm GH 2: 5,5mm K 7mm	Titanium
C-010-040050		ICX Aesthetics Line Titanium abutment, 25°	GH 1: 5,0mm GH 2: 7,0mm K 7mm	Titanium




 All articles incl. connection screw
C-011-000001

 All articles on this page incl. laboratory screw
C-007-000002


Note: GH = Gingival height - K = Chimney height - L = Length from upper implant edge

OVERVIEW: ICX-Titanium-abutments

Article-No.		Article	Dimensions	Material
C-010-010005	 <p>0° 15° 25°</p> <p>Only for ICX-TISSUE LEVEL Implants</p>	ICX Aesthetics Line Titanium abutment, 0° straight, Ø 4.5mm	GH 1: 0.5mm GH 2: 1.5mm K 8mm	Titanium
C-010-020005		ICX Aesthetics Line Titanium abutment, 15°, Ø 4.5mm	GH 1: 0.5mm GH 2: 1.5mm K 8mm	Titanium
C-010-040005		ICX Aesthetics Line Titanium abutment, 25°, Ø 4.5mm	GH 1: 0.5mm GH 2: 1.5mm K 8mm	Titanium

On BL platform level



Article-No.		Article	Dimensions	Material
C-024-110005	 <p>0° 15° 25°</p> <p>Only for ICX-TISSUE LEVEL Implants</p>	ICX Aesthetics Line Titanium abutment, 0° straight, Ø 4.5mm	GH 1: 0.3mm GH 2: 1.5mm K 8mm	Titanium
C-024-120005		ICX Aesthetics Line Titanium abutment, 15°, Ø 4.5mm	GH 1: 0.3mm GH 2: 1.5mm K 8mm	Titanium
C-024-140005		ICX Aesthetics Line Titanium abutment, 25°, Ø 4.5mm	GH 1: 0.3mm GH 2: 1.5mm K 8mm	Titanium

On TL platform level



Note: GH = Gingival height - K = Chimney height - L = Length from upper implant edge



All articles incl. connection screw
C-011-000001






All articles on this page incl. laboratory screw
C-007-000002

OVERVIEW: ICX-Universal-abutments

ICX-Universal-Abutments (Telescope technology, customizable)

Compact, two-piece with central screw access channel

Article-No.		Article	Dimensions	Material
C-009-100001		ICX-Universal-Abutment, short, Ø 5.2mm	L 9,5mm	Titanium
C-009-100002		ICX-Universal-Abutment, long, Ø 5.2mm	L 14,5mm	Titanium
C-009-020001		ICX-Meso-Abutment Ø 7mm	L 9mm	Titanium

Hinweis: L = Length from implant top edge



All articles C-009- incl. connection screw C-011-000001



All articles C-009- incl. laboratory screw C-007-000002





Due to their thicker walls, the technician can grind them individually, to a responsible degree, as primary telescopes.

ICX-SHOP!





OVERVIEW: ICX bar, gold and plastic abutments

ICX-Bar-System-Abutments

Article-No.		Article	Dimensions	Material
C-011-030001		Plastic abutment with hex	L 9mm K 6.3mm Ø 4.5mm	Plastic burnable
C-011-030002		Plastic abutment without hex	L 9mm K 6.3mm Ø 4.5mm	Plastic burnable
C-011-020002		Titanium abutment with hex	L 9mm K 6.3mm Ø 4.5mm	Titanium
C-011-020003		Titanium abutment long, without hex	L 13.5mm K 6.3mm Ø 4.5mm	Titanium

ICX-TISSUE LEVEL (TL) Implant abutments

The ICX-TL abutment 0mm is only compatible with ICX-TL implants.

Artikel-Nr.		Artikel	Dimensionen	Material
C-024-010501		ICX-(TL) implant abutment K 5mm, short, Ø 5mm	GH 0.25mm K 5mm	Titanium
C-024-020501		ICX-(TL) Implant abutment K 7.5mm, long, Ø 5mm	GH 0.25mm K 7.5mm	Titanium
C-024-120501		ICX-(TL) implant abutment K 7mm, long, Ø 5mm	GH 0mm (outer tulips Ø) K 7mm	Titanium

Note: K = Length of the stump from prep limit



All articles incl. connection screw
C-007-000001



All articles incl. laboratory screw
C-007-000002



At inner
TL platform level







At external
TL platform level



OVERVIEW:

ICX abutments/ZirkonZahn/CAD/CAM & scan body

ICX gold Sprue and CoCr-NEM sprue technology

Artikel-Nr.		Artikel	Dimensionen	Material
C-008-010001		ICX-Gold abutment (castable) Ø 5mm with hex	GH 1mm	Gold/HSL alloy Ceramicor
C-008-010002		ICX-Gold abutment (castable) Ø 5mm without hex	GH 1mm	Gold/HSL alloy Ceramicor
C-029-000022		ICX-CoCr structure (cast-on compatible with NEM), with hex	4.40 mm GH 0.5mm K 4mm	CoCr Biodur CCM/BC NEM castable (Note CTE values when firing on ceramics)
C-008-020001		ICX-CoCr abutment (cast-on compatible with NEM), with hex	Ø 4.40 mm GH 0.5mm K 4mm	CoCr Biodur CCM/BC NEM castable (Note CTE values when firing on ceramics)

ICX plastic superstructures, burn-out

Artikel-Nr.		Artikel	Dimensionen	Material
C-008-030001		ICX plastic abutment Ø 5mm with hex completely burn out without residue	GH 1mm K 7mm	Plastic burnable
C-008-030002		ICX plastic abutment Ø 5mm without hex completely burn out without residue	GH 1mm K 7mm	Plastic burnable

Note: GH = Gingival height - K = Chimney height - L = Length from upper implant edge



All articles incl. connection screw
C-011-000001











All articles incl. laboratory screw
C-007-000002

OVERVIEW:

ICX abutments/ZirkonZahn/CAD/CAM & scan body

ICX CAD/CAM adhesive bases and scan bodies

Artikel-Nr.		Artikel	Dimensionen	Material
C-029-000004	 BL	ICX adhesive base, Ø 4,4mm, with hex - Only for ICX-BL	GH 0mm K 4mm	Titanium
C-029-000005	 TL	ICX adhesive base, Only for ICX-TL Implant Ø 4,4mm with hex	GH 0mm K 4mm	Titanium
C-029-000002		ICX adhesive base, standard Ø 4,4mm with hex	GH 0.5mm K 4mm	Titanium
C-029-000008		ICX adhesive base, Ø 4,4mm with hex	GH 1.5mm K 4mm	Titanium
C-029-000007		ICX adhesive base, Ø 4,4mm with hex	GH 2.5mm K 4mm	Titanium
C-029-001001		ICX bar adhesive base, Ø 4,4mm without hex (for bar and bridges)	GH 0.5mm K 3.8mm	Titanium
C-030-000001		ICX scan body for model scan 1st generation	L 12mm	PEEK
C-030-000003		ICX-Scan body for intraoral scans and also for model scans 2nd generation	L 12mm	PEEK

The CAD/CAM data sets for the ICX adhesive bases are stored in the library on our medentis website:
www.medentis.de

There they can be requested by email for downloading.



All articles incl. connection screw
C-011-000001



All articles incl. laboratory screw
C-007-000002






ICX THE FAIR
PREMIUM
IMPLANT-
SYSTEM.



OVERVIEW:

ICX-Cerec® adhesive bases ONLY for Sirona® system

ICX-Cerec® adhesive bases (only compatible with Sirona® system)

Article-No.		Article	Dimensions	Material
C-029-000050		ICX-Cerec® adhesive base with hex for Cerec® L block, incl. scan cap white (Bluecam),	GH 1mm K 4.65mm Ø 4.5mm	Titanium
C-030-000052		ICX-Cerec®- Scanpost L for C-029-000050 with hex incl. scan cap white (Bluecam)	GH 2.5mm K 4.65mm Ø 4.5mm	Titanium
C-029-000051		ICX-Cerec® adhesive base with hex for Cerec® L block, incl. scan cap white (Bluecam),	GH 2.5mm K 4.65mm Ø 4.5mm	Titanium
C-030-000053		ICX-Cerec®- Scanpost L for C-029-000051 with hex incl. scan cap white (Bluecam),	GH 4mm K 4.65mm Ø 4.5mm	Titanium
6431329		Scan cap, gray (Omnica) This article is included with all Cerec® articles	-	PEEK

Note: GH = Gingival height - K = Chimney height - L = Length from upper implant edge



All articles incl. connection screw
C-011-000001




All articles incl. laboratory screw
C-007-000002

NOTE: IN GENERAL, A SCAN VIA THE RESPECTIVE SCANPOST IS ALWAYS RECOMMENDED! THE CORRESPONDING DATA SET MUST BE SELECTED FOR SCANPOST.

THE CORRESPONDING CAD/CAM DATA RECORD IS STORED IN THE SIRONA® SYSTEM AS DATA RECORD NB A 4.5.

ICX E. Steger adhesive abutment ONLY for ZirkonZahn system

Article-No.		Article	Dimensions	Material
C-029-000021		ICX adhesive base for ZirkonZahn system Ø 5,1mm with hex	GH 1mm K 4mm	Titanium

Note: K = Length of the stump from prep limit



All articles incl. connection screw
C-011-000001



All articles incl. laboratory screw
C-007-000002

CERICX®

FABRICATED, ANATOMICAL ICX ZIRCONIUM ABUTMENTS

**THE PERFECT
ECONOMIC HARMONY
WITH CEREC®.**



Combine the
proven CERICX®-
and CEREC® systems
for the restoration
of your patients.

Accuracy of fit, precision and
the usual user-friendly application
make this symbiosis with the aid of
our CERICX® abutments and healing
caps - perfect for all CEREC®
Omnica users.



**ADDED VALUE + PROFIT =
CERICX® & CEREC®**

Service-Tel.: +49 (0)2641 9110-0 · www.medentis.de

Mo.-Fr.: 7.30 bis 19 Uhr

medentis
medical

OVERVIEW: CERICX-zirconium-abutments

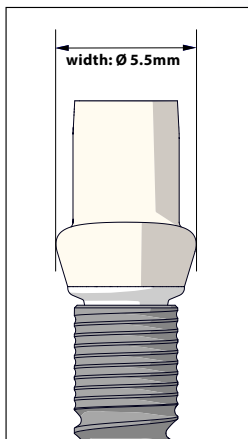

0° degrees and 15° degrees - with optimized prep limit for intraoral scanning systems
and Cerec® scans - in three tooth colours and 5 gingiva heights:

Each available in three tooth colours (molars only in B)

Tooth colours
„bright“ **A**
corresponds
to: approx.
A1, A2, B1

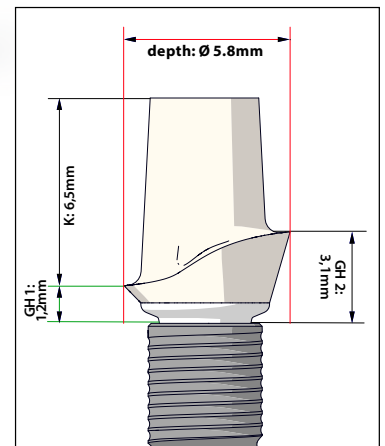
Tooth colours
„standard“ **B**
corresponds
to: approx.
A3, B2

Tooth colours
„dark“ **C**
corresponds to:
approx.
A3.5 B3



Explanation of the different dimensions,
(Dimensions) on the basis of a CERICX example article.

Article-No.	Article	Dimensions	Material
C-036-A/B/C 10501	CERICX ABUTMENT STRAIGHT 1MM	Width: Ø 5.5mm Depth: Ø 5.8mm GH 1: 1.2mm GH 2: 3.1mm K: 6.5mm	Titanium/ Zirconium









To determine the correct gingival height (GH)
observe the associated **dimensions!**

B Tooth shade „standard“

Article-No.	Article-CERICX-Molars	Dimensions	Material	B - „standard“
C-034-B 00525	CERICX abutment molar GH 2.5mm The stump and emergence profile are designed according to the molar tooth shape.	Width: Ø 9.6mm Depth: Ø 8.1mm GH 1: 3.2mm GH 2: 5.2mm K: 6.8mm	Titanium/ Zirconium	
C-034-B 00535	CERICX abutment molar GH 3.5mm The stump and emergence profile are designed according to the molar tooth shape.	Width: Ø 9.6mm Depth: Ø 8.1mm GH 1: 4.2mm GH 2: 6.2mm K: 6.8mm	Titanium/ Zirconium	

OVERVIEW: CERICX-zirconium-abutments

CERICX-Abutments

Article-No.	Article	Dimensions	Material	
C-036-A/B/C 10501	CERICX abutment straight 1mm	Width: Ø 5.5mm Depth: Ø 5.8mm GH 1: 1.2mm GH 2: 3.1mm K: 6.5mm	Titanium/ Zirconium	<p>A = Tooth colours „bright</p>  <p>B = Tooth colours „standard</p>  <p>C = Tooth colours „dark</p> 
C-036-A/B/C 10502	CERICX abutment straight 2mm	Width: Ø 5.5mm Depth: Ø 5.8mm GH 1: 2.2mm GH 2: 4.1mm K: 6.5mm	Titanium/ Zirconium	
C-036-A/B/C 10503	CERICX abutment straight 3mm	Width: Ø 5.5mm Depth: Ø 5.8mm GH 1: 3.2mm GH 2: 5.1mm K: 6.5mm	Titanium/ Zirconium	
C-036-A/B/C 10504	CERICX abutment straight 4mm	Width: Ø 5.5mm Depth: Ø 5.8mm GH 1: 4.2mm GH 2: 6.1mm K: 6.5mm	Titanium/ Zirconium	
C-036-A/B/C 10505	CERICX abutment straight 5mm	Width: Ø 5.5mm Depth: Ø 5.8mm GH 1: 5.2mm GH 2: 7.1mm K: 6.5mm	Titanium/ Zirconium	
C-036-A/B/C 20005	CERICX 15° Aesthetics 0.5mm	Width: Ø 5.5mm Depth: Ø 7.2mm GH 1: 1.2mm GH 2: 3.2mm K: 7mm	Titanium/ Zirconium	<p>A = Tooth colours „light</p>  <p>B = Tooth colours „standard</p>  <p>C = Tooth colours „dark</p> 
C-036-A/B/C 20015	CERICX 15° Aesthetics 1.5mm	Width: Ø 5.5mm Depth: Ø 7.2mm GH 1: 2.2mm GH 2: 4.2mm K: 7mm	Titanium/ Zirconium	
C-036-A/B/C 20025	CERICX 15° Aesthetics 2.5mm	Width: Ø 5.5mm Depth: Ø 7.2mm GH 1: 3.2mm GH 2: 5.2mm K: 7mm	Titanium/ Zirconium	
C-036-A/B/C 20035	CERICX 15° Aesthetics 3.5mm	Width: Ø 5.5mm Depth: Ø 7.2mm GH 1: 4.2mm GH 2: 6.2mm K: 7mm	Titanium/ Zirconium	
C-036-A/B/C 20045	CERICX 15° Aesthetics 4.5mm	Width: Ø 5.5mm Depth: Ø 7.2mm GH 1: 5.2mm GH 2: 7.2mm K: 7mm	Titanium/ Zirconium	

0° degree and 15° degrees - with optimized prep limit for intraoral scanning systems and Cerec® scans -. in three tooth shades and 5 gingiva heights:

Note: GH = Gingival height
K = Chimney height
L = Length from upper implant edge



All articles incl. connection screw
C-011-000001





All articles incl. laboratory screw
C-007-000002

OVERVIEW:




ICX-MULTI®-Concept = 4-ON-ICX and 6-ON-ICX

**Only for bar, bridge and splinted crown restorations -.
not suitable for single-tooth and telescopic restorations!**

Required minimum height 5.5mm / screwdriver SW 1.2mm

Article-No.		Article	Dimensions	Material
C-020-750000		Only for BL! ICX-multi abutment, straight, GH 0mm	Ø 4.8mm GH 0mm K 2.2mm	Titanium
C-020-750001		Only for TL! ICX-multi abutment, straight, GH 0mm	Ø 4.8mm GH 0mm K 2.2mm	Titanium

required minimum height 5,5mm / screwdriver SW 1,2mm

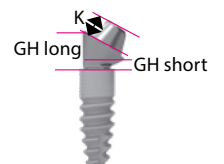
Article-No.		Article	Dimensions	Material
C-020-750010		ICX-MULTI abutment, straight, one-piece	GH 1mm K 2.2mm	Titanium
C-020-750020		ICX-MULTI abutment, straight, one-piece	GH 2mm K 2.2mm	Titanium
C-020-750030		ICX-MULTI abutment, straight, one-piece	GH 3mm K 2.2mm	Titanium
C-020-750040		ICX-MULTI abutment, straight, one-piece	GH 4mm K 2.2mm	Titanium
C-020-750050		ICX-MULTI abutment, straight, one-piece	GH 5mm K 2.2mm	Titanium
C-020-751705		17° ICX-MULTI abutment, rotation-locked in implant	GH short 0.5mm GH long 1.9mm K 2.2mm	Titanium
C-020-751715		17° ICX-MULTI abutment, rotation-locked in implant	GH short 1.5mm GH long 2.9mm K 2.2mm	Titanium
C-020-751735		17° ICX-MULTI abutment, rotation-locked in implant	GH short 3.5mm GH long 4.9mm K 2.2mm	Titanium
C-020-753505		35° ICX-MULTI abutment, rotation-locked in implant	GH short 0.5mm GH long 3.25mm K 2.2mm	Titanium
C-020-753515		35° ICX-MULTI abutment, rotation-locked in implant	GH short 1.5mm GH long 4.25mm K 2.2mm	Titanium
C-020-753535		35° ICX-MULTI abutment, rotation-locked in implant	GH short 3.5mm GH long 6.25mm K 2.2mm	Titanium



Note: GH = Gingival height
K = Chimney height
















incl. base screw C-020-000010
(connection screw to the implant)



OVERVIEW:

ICX-MULTI®-Concept = 4-ON-ICX and 6-ON-ICX

Required minimum construction height is 5.5mm




Article-No.		Article	Dimensions	Material
C-003-000005		ICX-MULTI Protection cap	Ø 4.8 L 4.6mm	Titanium
C-005-070001		ICX-MULTI impression posts, closed, incl. impression cap	L 11mm	Titanium
C-005-070002		ICX-MULTI impression posts, open, short incl. impression aid	L 13mm	Titanium
C-005-070020		ICX-MULTI impression posts, open, long incl. impression aid	L 16.7mm	Titanium
C-006-010007		ICX-MULTI Model analog CAD/CAM	L 11mm K 2,mm	Titanium
C-020-951120		ICX-MULTI Prosthetic abutment, Titanium	Ø 4.8 L 12mm (shortenable to 4.1mm)	Titanium
C-020-952120		ICX-MULTI Prosthetic abutment, Plastic	Ø 4.8 L 12mm (shortenable to 4.1mm)	Plastic burnable
C-020-953120		ICX-MULTI Prosthetic abutment PEEK (PROVISIONAL/BITE REGISTRATION)	Ø 4.8 L 12mm (shortenable to 4.1mm)	Peek
C-029-002010		ICX-MULTI adhesive base (for bars and resin veneer bridges)	Ø 4.8 L 5.5mm	Titanium
C-029-002011		ICX-MULTI adhesive base GH 0mm, (for ceramic veneer bridges)	Ø 5.4mm, L 5.5mm	Titanium
C-030-000010		ICX-MULTI Scan cap	L 12.5mm B 4.5mm T 6.5mm	Peek
C-030-000013		ICX Multi Scan base narrow	Ø 4.10mm L 10mm	Titan
C-031-100001		ICX-Maximus cap, GH 3mm, (additionally to GH ICX-multi abutment)	Ø 4.8 L 4.4mm	Titanium




incl. prosthetic screw C-020-000011 (connection screw to ICX-MULTI abutment)

OVERVIEW:



ICX-MULTI®-Concept = 4-ON-ICX and 6-ON-ICX

Article-No.		Article	Dimensions	Material
C-020-956120		ICX-MULTI prosthetic abutment CoCr Biodur CCM/BC NEM cast-on	Ø 4.8mm L 7mm	CoCr Biodur CCM/ BC
C-020-955120		ICX-MULTI welding abutment 1st generation for welding of several abutments with the aid of a titanium wire	Ø 4.8mm L 12mm	Titanium
C-020-955121		ICX-MULTI welding abutment 2nd generation for welding of several abutments with the aid of a titanium wire	Ø 5.1mm L 10.5mm	Titanium

 incl. prosthetic screw C-020-000011
(connection screw for the ICX-MULTI abutment)



Field of application and indication

The ICX-MULTI® concept is a prosthetic concept for immediate restoration of edentulous patients. For better support of the subsequent restoration, it is possible for the posterior implants to be placed at a 17° or 35° angle distally. This angulation is compensated by the special abutments.

Article-No.	Article	Dimensions	Material	
C-015-100030	ICX-MULTI Hex tool SW 1.2mm medium	SW 1.2mm	Stainless steel	
C-020-000001	ICX-MULTI insertion tool SW 3,2mm for straight multi abutments Mandatory!	SW 3.2mm	Stainless steel	

ICX-MULTI abutments without rotation lock to the implant.

Additional angling over edge possible.

Article-No.		Article	Dimensions	Material
C-020-851705		17° ICX-MULTI abutment, not rotation-locked in implant	GH short 0.5mm GH long 1.9mm K 2.2mm	Titanium
C-020-851715		17° ICX-MULTI abutment, not rotation-locked in implant	GH short 1.5mm GH long 2.9mm K 2.2mm	Titanium
C-020-851735		17° ICX-MULTI abutment, not rotation-locked in implant	GH short 3.5mm GH long 4.9mm K 2.2mm	Titanium
C-020-853505		35° ICX-MULTI abutment, not rotation-locked in implant	GH short 0.5mm GH long 3.25mm K 2.2mm	Titanium
C-020-853515		35° ICX-MULTI abutment, not rotation-locked in implant	GH short 1.5mm GH long 4.25mm K 2.2mm	Titanium
C-020-853535		35° ICX-MULTI abutment, not rotation-locked in implant	GH short 3.5mm GH long 6.25mm K 2.2mm	Titanium

medentis[®]
medical

Welcome to The



ICX-FAMILY!

ICX-SHOP!





BE SMART. BE ICX.



OVERVIEW: ICX-t-bona ball head system

Patrices

Article-No.		Article	Dimensions	Material
C-022-060001		ICX-t-bona ball head abutment, Ball Ø 2.25mm	GH 1mm	Titanium
C-022-060002		ICX-t-bona ball head abutment, Ball Ø 2.25mm	GH 2mm	Titanium
C-022-060003		ICX-t-bona ball head abutment, Ball Ø 2.25mm	GH 3mm	Titanium
C-022-060004		ICX-t-bona ball head abutment, Ball Ø 2.25mm	GH 4mm	Titanium
C-015-100007		ICX-t-bona ball head Insertion tool	L 19mm	Stainless steel

Note: GH = Gingival height










ICX THE FAIR
PREMIUM
IMPLANT-
SYSTEM.

ICX-SHOP!








OVERVIEW: ICX-t-bona ball head system

t-ecco/matrice

Article-No.		Article	Material
T-13825		t-ecco, matrice, complete, incl. golden inner matrix, red plastic auxiliary ring and model analog	Titanium plus AuPt
T-13836		t-ecco, matrice, single without golden inner matrix	Titanium
T-13833		t-ecco, golden inner matrix	AuPt
T-13846		t-ecco, golden color inner matrix (weak)	Titanium Grad5
T-13845		t-ecco, red inner matrix (strong)	Titanium Grad5
EK-833100		Model analog	Messing
T-10571		t-ecco-activator/deactivator	Stainless steel
960002		Hex tool, SW 0.9 short, L 20mm	Stainless steel
C-015-100029		Hex tool, SW 0.9 long, one-piece L 35mm	Stainless steel

Dalbo®-PLUS/matrice

Article-No.		Article	Material
DP-055890		Dalbo PLUS Female TE set elliptical Complete incl. Dalbo PLUS lamella insert	Titanium plus Elitor
DP-055643		Dalbo PLUS lamella insert (without groove marking)	Elitor
DP-050068		Dalbo PLUS Tuning soft lamella insert (1 indentation) for ball head abrasion up to 0.05mm	Elitor
DP-055687		Dalbo PLUS Tuning lamella insert (2 indentation) for ball head abrasion from 0,05mm	Elitor
DP-072609		Dalbo PLUS tool/activator (per ¼ turn increases the trigger force by 200g)	Stainless steel


Note: Please be sure to use the Dalbo-PLUS tool (DP-072609) to adjust the retention individually according to the situation.

OVERVIEW: ICX Maximus abutments, classic one-piece

Patrices

Please note:

With an exact gingival height of e.g. 1mm, an additional distance of 0.5mm remains between the occlusal gingiva and the lower edge of the matrix restoration.



ICX Maximus abutment, classic-compact one-piece

These patrices are turned in.

Article-No.		Article	Dimensions	Material
C-031-020001		ICX Maximus abutment, classic one-piece	GH 1mm	Titanium
C-031-020002		ICX Maximus abutment, classic one-piece	GH 2mm	Titanium
C-031-020003		ICX Maximus abutment, classic one-piece	GH 3mm	Titanium
C-031-020004		ICX Maximus abutment, classic one-piece	GH 4mm	Titanium

The one-piece & two-piece ICX Maximus abutments are a proprietary further development of medentis medical, compatible with the Locator™ abutments. Available for all ICX implants!

Note: GH = Gingival height

C-015-100018		Triangular turning tool 25mm (short)	Stainless steel
C-015-100031		Triangular turning tool 30mm (long)	Stainless steel




OVERVIEW: ICX-Maximus-abutments, two-piece

ICX Maximus abutment, one-piece

Male with screw access channel & connection screw.

These anti-rotation abutments are plugged and screwed.

Article-No.		Article	Dimensions	Material
C-031-010001		ICX Maximus abutment, with hex, two-part incl. connection screw	GH 1mm	Titanium
C-031-010002		ICX Maximus abutment, with hex, two-part incl. connection screw	GH 2mm	Titanium
C-031-010003		ICX Maximus abutment, with hex, two-part incl. connection screw	GH 3mm	Titanium
C-031-010004		ICX-Maximus-Aufbau, with hex, two-part incl. connection screw	GH 4mm	Titanium
C-031-010005		ICX Maximus abutment, with hex, two-part incl. connection screw	GH 5mm	Titanium


The one-piece & two-piece ICX Maximus abutments are a proprietary further development of medentis medical, compatible with the Locator™ abutments. Available for all ICX implants!


Note: It is inserted with 1.4mm hexagon insertion tool

Article incl. connection screw



C-031-000001

C-031-000001		ICX-Maximus Connection screw	Titanium Grad 5
--------------	---	------------------------------	-----------------

Siehe Seite 61		ICX hex tool SW 1,4mm	Stainless steel
----------------	---	-----------------------	-----------------















ICX-SHOP!



OVERVIEW: ICX Maximus accessories

Matrices

ICX Maximus accessories:



Article-No.		Article	Material
C-031-852400		Retention insert transparent Pull-off force approx. 2.3 kg, strong divergence compensation $\pm 10^\circ$	Plastic (pack of 4)
C-031-852700		Retention insert pink Trigger force approx. 1.6 kg, medium divergence compensation $\pm 10^\circ$	Plastic (pack of 4)
C-031-852900		Retention insert blue Pull-off force approx. 0.7 kg, weak divergence compensation $\pm 10^\circ$	Plastic (pack of 4)
C-031-854700		Retention insert green Pull-off force approx. 1.8 kg, medium divergence compensation ± 20	Plastic (pack of 4)
C-031-854800		Retention insert red Pull-off force approx. 0.4 kg, weak divergence compensation ± 20	Plastic (pack of 4)
C-031-851500		processing insert black no retention (laboratory)	Plastic (pack of 4)
C-031-852300		ICX-Maximus Block out Spacer, pack of 2	Plastic (pack of 2)
C-031-851902		Processing package (titanium cap with black laboratory insert, spacer ring and retention inserts)	Titanium/ Kunststoff (2er Pack)
C-031-851910		Processing package (titanium cap with black laboratory insert, spacer ring and retention inserts)	Titanium/ Plastic (pack of 10)
C-015-100032		Core Tool (general purpose tool)	Stainless steel
C-031-850501		Impression cap	Titanium (pack of 4)
C-031-853000		Model analog Ø4mm	Titanium (pack of 4)
C-015-100018		Triangular turning tool 25mm (short)	Stainless steel
C-015-100031		Triangular turning tool 30mm (long)	Stainless steel

The one, & two-piece ICX Maximus abutments are a proprietary development of medentis medical, compatible with the Locator™ abutments. Available for all ICX implants!

Products marked with ® and ™ are registered trademarks of the respective manufacturer.

OVERVIEW: CM LOC® Matrices system

CM LOC® Matrices system

Article-No.		Article	Material
05003001		CM LOC® Basic Set Titanium 2-pack consisting of: 2 x CM LOC® housing for Pekkton® inserts 2 x CM LOC® retention insert, extra low 2 x CM LOC® retention insert, low 2 x CM LOC® retention insert, medium 2 x CM LOC® retention insert, high 2 x CM LOC® processing insert 2 x CM LOC® spacer	
07000205		CM LOC® Multi-Tool (mandatory required)	

FORCE LEVELS PEKKTON® RETENTION INSERTS



Dental restorations require a high degree of maximum planning flexibility, durability, comfort and system compatibility.

The CM LOC® matrix system is a maximum modular matrix system for universal applications. This means flexibility for the practitioner and comfort for the patient.

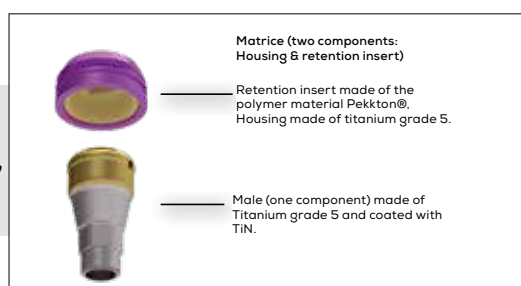
System advantages:

- + Simple practitioner- and patient-friendly application.
- + Easy replacement of the Pekkton® retention inserts.
- + Highly resistant to water absorption and taste deformation.
- + Optimized matrix design with Pekkton® retention inserts for high wear resistance.

The matrix design with retention inserts made of the high-performance polymer Pekkton® offers a good wear resistance, which enables restoration with ICX-MAXIMUS abutments.

The CM LOC® matrices are available with four easily exchangeable retention inserts in four defined force levels. The gingiva-colored matrix provides esthetic solutions.

**The CM LOC® matrix system
is compatible with the ICX-Maximus,
and LOCATOR® abutments!**



OVERVIEW: ICX Instruments Box

ICX Instruments Box

Pos. no.	Quantity	Article no.	Description
1	1	C-018-000104	ICX Instrument Box (empty)
1	1	C-018-000105	ICX Instrument Box (filled)
2	1	C-015-100007	ICX t-bona insertion instrument, ISO shaft
3	1	C-021-000002	Square key ISO shaft
4	1	960004	Drill extension
5	1	C-020-000001	Multi Insertion Tool ISO-Shaft
6	1	C-015-100031	Maximus Insertion Tool ISO Shank
7	1	950099	Screwdriver ISO-Shaft
8	1	C-015-100033	Screwdriver ISO-Shaft
9	1	960002	Screwdriver ISO-Shaft
10	1	C-015-100029	Screwdriver
11	1	C-015-100030	Screwdriver
12	1	C-015-100025	Screwdriver
13	1	C-015-100005	ICX Body puller
14	1	DP-072609	Dalbo PLUS tool/activator
15	1	960001	Torque ratchet
16	1	C-015-100009	ICX Mini Counter Tool
17	1	960007	Universal ratchet adapter
18	1	T-10571	t-ecco activator/deactivator



OVERVIEW: ICX-Try-in-Box













ICX-Try-in-Box

Pos. no.	Quantity	Article no.	Description
1	1	C-018-030001	ICX-Try-in-Box



ICX THE FAIR
PREMIUM
IMPLANT-
SYSTEM.

ICX hexagonal instruments (screwdrivers)

Article-No.		Article	Material
950099		ICX hex tool (ISO shaft) SW 1.4mm medium, L 24mm for all screws of the abutments, as well as healing caps	Stainless steel
950098		ICX hex tool (ISO shaft) SW 1.4mm long, L 28mm for all screws of the abutments, as well as healing caps	Stainless steel
950097		ICX hex tool (ISO shaft) SW 1.4 mm extra long, L 45mm for all screws of the abutments as well as healing caps	Stainless steel
C-015-100023		ICX hex tool (one-piece) SW 1.4mm, short, L 21mm	Stainless steel
C-015-100025		ICX hex tool (one-piece) SW 1.4mm, medium, L 27mm for all abutment screws	Stainless steel
C-015-100024		ICX hex tool (one-piece) SW 1.4mm, long, L 31mm	Stainless steel
Only for ICX-3.3mm and MULTI system			
C-015-100033		ICX hex tool (ISO shank) SW 1.2mm, L 25mm	Stainless steel
C-015-100043		ICX hexagonal instrument (one-piece) SW 1.2mm, short, L 23mm	Stainless steel
C-015-100030		ICX hex tool (one-piece) SW 1.2mm, medium, L 27mm	Stainless steel
C-015-100036		ICX hex tool (one-piece) SW 1.2mm, L 32mm	Stainless steel
Only for ICX-2.9mm screw plugs and t-ecco matrix inserts			
960002		ICX hex tool (ISO shaft) SW 0.9mm, L 20mm for t-ecco inner matrice and ICX-MINI cover screw	Stainless steel
C-015-100029		ICX hex tool (one-piece) SW 0.9mm, L 38.5mm for t-ecco inner matrice and ICX-MINI cover screw	Stainless steel

ICX. WE MAKE SMILES.



medentis[®]
medical

ICX

THE FAIR PREMIUM
IMPLANT-SYSTEM.




ICX-SHOP!





*My Freedom.
My System!*


OVERVIEW: ICX connection screws


ICX connection screws

Article-No.		Article	Material
N-020-000010		ICX-3.3-Connecting screw	Titanium

Article-No.		Article	Material
N-011-000001		ICX-3.3-Connecting screw	Titanium

Article-No.		Article	Material
N-007-000002		ICX-3.3-Connecting screw Laboratory, green	Titanium


Article-No.		Article	Material
C-007-000001		ICX connecting screw silver Suitable for use in the ICX superstructures C-007, C-024 as well as the closed ICX impression post.	Titanium


Article-No.		Article	Material
C-011-000001		ICX Connection Screw Solid (red) Suitable for use in all ICX abutments except C-007, C-024 and ICX-multi superstructures.	Titanium


For better identification, we will deliver this screw anodized RED in the future.


OVERVIEW: ICX connection screws

ICX connection screws

Article-No.		Article	Material
C-007-000002		<p>ICX connecting screw laboratory blue</p> <p>Suitable for use for every ICX abutment as technician screw.</p> <p>except for the ICX-multi and ICX-maximus system</p> <p>NOT FOR FINAL SUPPLY SUITABLE!</p>	Titanium

Article-No.		Article	Material
C-020-000010		<p>ICX-multi base screw (connecting screw from the angled ICX-multi abutment to the implant)</p>	Titanium

Article-No.		Article	Material
C-020-000011		<p>ICX multi-prosthetic screw for occlusal screw fixation</p>	Titanium

Article-No.		Article	Material
C-031-000001		<p>ICX-Maximus-Connecting screw</p>	Titanium

RECOMMENDED VALUES FOR TORQUES



5 Ncm to 10 Ncm (hand tight)	
Cover screws	
Healing abutment	
Impression post	
Plastic abutment	

RECOMMENDED VALUES FOR TORQUES



max. 15 Ncm	
Scanbody and all other abutments made of PEEK	



ICX-PRODUCT-INFO

ICX-BL + TL implants

Dear customers,

Please note the two different platforms of the BL and TL implants. Select the BL and TL laboratory analogs accordingly. This is important if the prosthetics later have to touch the different platforms of the implants due to the low emergence profile. Different platforms of the implants (GH 0mm).



ICX-Ø 3.3mm BL (Bone Level)
Ø 3.3mm

Art.-No.: N-006-010003




ICX-Ø 3.3mm TL (Tissue Level)
Ø 3.3mm

Art.-No.: N-006-010008



ICX-BL (Bone Level)
Ø 3.75 · Ø 4.1 · Ø 4.8mm

Art.-No.: C-006-010001



ICX-TL (Tissue Level)
Ø 3.45 · Ø 3.75 · Ø 4.1 · Ø 4.8mm

Art.-No.: C-006-010008

ICX PREFORMS AND MED ABUTMENT HOLDER



PREFORMS for following holder systems:



ICX-System®
(MED connection)



Medentika®
(MDK-connection)



Amann Girrbach®
(AGH-connection)



SCAN ME

Our Preform superstructure series is constantly being expanded with further systems.
Find out more in our ICX shop online!

ICX-DENTA5[®]

THE 5-AXIS DENTAL MILLING CENTRE FROM MEDENTIS.



CAD/CAM.
REDIFINED.



ICX-DENT

medentis
medical

ICX-DENTA5®

***We are the digital arm
of the medentis family!***

Our guiding principle „Quality and service for our customers“ is also lived here and is the basis of our milling and service centre. It is our top priority to identify and develop new innovations and better solutions in the dental field.


ICX-DENTA5® – our products for you..

Continuous development and testing at the highest level offers our customers innovative dental technology and the resulting user-friendly products.

At ICX-DENTA5, you can obtain high-quality dentures made of various materials and in all indications - directly from our competent contacts.



TA5



CRAFTED BY ICX-DENTA5.

OUR SERVICES FOR YOU.

We offer high-quality manufacturing and take on the following services:

Model and digital STL dispatch

1. MODEL DISPATCH

- ➡ You first send us your models, including the ICX-denta5 order form.
- ➡ After detailed planning, our ICX-denta5 experts virtually scan and model virtually model a digital specification, which you can then correct and confirm it in 3D webview-based format.
- ➡ After that, the data released by you will be manufactured by us.

2. DIGITAL STL DISPATCH

- ➡ You can conveniently send us your STL data.

Please use our upload service at:


<https://auftrag.icx-denta5.de>



BARS

ICX-DENTAS

DEMAND.
QUALITY.
VALUE.



THE 5-AXIS DENTAL MILLING CENTRE FROM MEDENTIS.

medentis
medical

ICX

THE FAIR
PREMIUM
IMPLANT-
SYSTEM.



ICX-SHOP!



ICX

THE FAIR
PREMIUM
IMPLANT-
SYSTEM.

September 2022

ICX-PROSTHETICS CATALOGUE



medentis medical GmbH

Walporzheimer Str. 48-52 · 53474 Bad Neuenahr/Ahrweiler · Germany

Tel.: +49 (0)2641 9110-0 · www.medentis.de

mm02431

BE SMART. BE ICX.

medentis[®]
medical